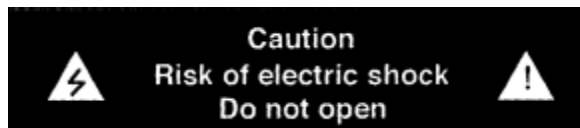


# PM-13 MM/MC Phono Equalizer

## SAFETY INSTRUCTION

To avoid personal injury or damage to equipment, please ensure that you read this manual in its entirety before attempting to operate the equipment. Please retain this manual for future reference.

TO PREVENT THE RISK OF ELECTRIC SHOCK, DO NOT UNDER ANY CIRCUMSTANCES REMOVE ANY PARTS OF THE EQUIPMENT COVER. THERE ARE NO USER SERVICEABLE PARTS INSIDE. ALL SERVICING MUST BE CARRIED OUT BY QUALIFIED SERVICE PERSONNEL.



*This icon marks a presence of un-insulated "dangerous voltage" within the product's enclosure that may be of sufficient magnitude to constitute a risk of electric shock to persons.*



*This icon marks important operating, maintenance and service information that should be read to prevent possible personal injury.*

## WARNINGS

### **Do Not Disassemble**

Do not attempt to service the equipment beyond that described in this manual. Touching the equipment's internal parts could result in severe personal injury. All other servicing or problems as listed below should be referred to qualified Consonance service technicians:

- The power supply cord or plug has been damaged.
- Objects have fallen or liquid has been spilled into the equipment.
- The equipment does not appear to function normally or exhibits a marked change in performance.
- The equipment has been dropped or the enclosure damaged.

Do not under any circumstances allow anyone to modify your Consonance equipment without first checking with Opera Audio, your dealer, or your distributor. Unauthorized modifications will invalidate your guarantee.

### **Power Source**

The equipment should be connected to a power supply only of the type described in this manual or as marked on the equipment.

### **Grounding or Polarization**

Power supply cords should be routed so that they are not likely to be walked on or pinched by items placed upon or against them, paying particular attention to cords and plugs, convenience receptacles, and the point where they exit from the amplifier.

### **Ventilation**

The equipment should be situated so that its location or position does not interfere with its proper ventilation.

1. The equipment must not be placed on bed, sofa, or similar surfaces, that may block the ventilation openings,
2. The equipment must not be placed in a built-in installation, such as a bookcase or cabinet that may impede the flow of air.

3. The equipment should be situated away from heat sources such as radiators, heat register, stoves, or other electronic appliances that produce heat. This equipment is not intended for commercial use.

#### **Water and Moisture**

The equipment should not be used near water, e.g., near a bathtub, washbowl, kitchen sink, laundry tub, in a wet basement, or near a swimming pool etc. Similarly, do not placed objects filled with liquid, such as vases on top of the equipment.

#### **Lighting**

Consonance hi-fi system can be damaged by lightning. Power amplifiers are particularly at risk and therefore should be turned off when there is risk of lightning strike. For complete protection all mains plugs and any aerial cables should be disconnected when not in use.

#### **Power Lines**


In case of connecting a tuner, an outdoor antenna should be located away from power lines. If an outside antenna is connected to the system, be sure the antenna is grounded so as to provide some protection against voltage surges and built up of static charges.

#### **Cleaning**

Never clean with furniture polish, benzene, or volatile liquids. Dust periodically with a clean, soft paint brush. Fingerprints can be removed with a moist polishing cloth.

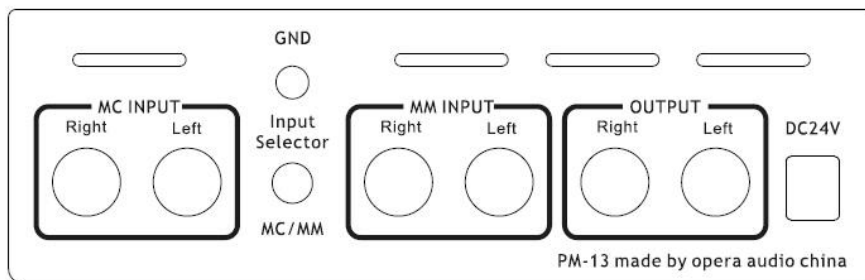
## Functions:

### Front Panel



Power indicator in the middle of front panel

### Rear Panel



#### From left to right of rear panel:

RCA Input Connector for MC

MC/MM Input Selector

RCA Input Connector for MM

RCA Output Connector and 24V Inputs

#### Specifications:

Input Impedance: 47K ohms (MM), 30-500 ohms (MC)

Input Gain: 43dB (MM) / 61dB (MC)

Output Connector: 1 group (RCA)

Input Connector: 2 group (RCA)

Ground Connector: 1 group

Signal: 90dB

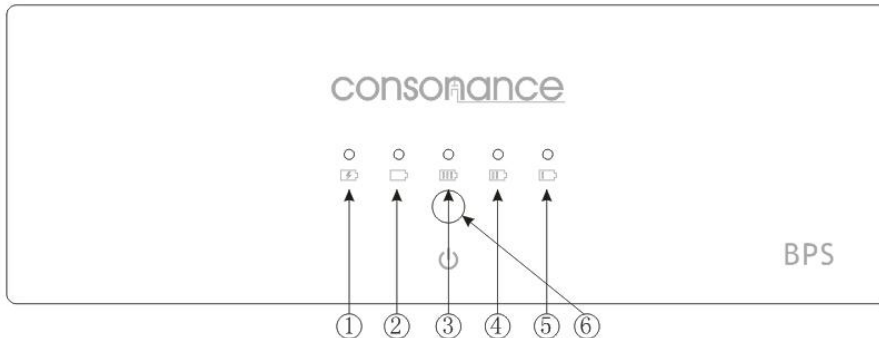
Consumption: 1W

Dimensions: 6.5cm x18.5cm x16.3cm (H x W x D)

Weight: 1.3kg

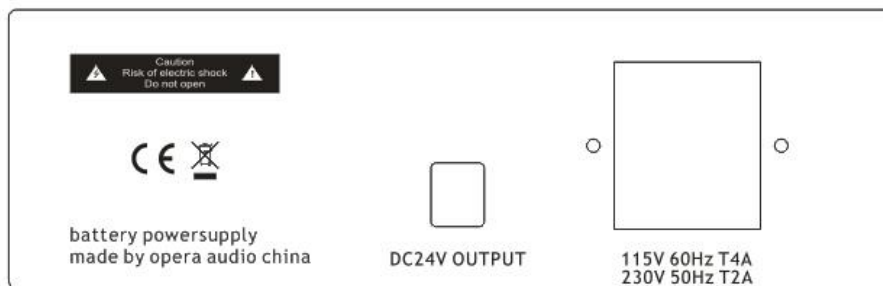
# BPS Battery Power Supply

## Front Panel



- ❶ **Charging Indicate LED:** When LED is illuminated in red, battery charging is working. When LED is off, the battery is full.
- ❷ **Battery Output Indicate LED:** When LED is illuminated, the output power is total from battery.
- ❸❹❺ **Battery Level:** Indicators 100%, 50%, 25%.
- ❻ **On/Off Switch For Power and Charging:** When switch down, the output power is turn off and the charging is working.

## Rear Panel



### From left to right of Rear Panel:

**Accessory 24V outputs:** Ensure correct polarity for selected device

**Mains:** Ensure correct voltage for your country

**Battery specification:** 24V, 1800mA

Note: When the batteries drop down to 20V, the automatic charging operates and ensures suitable 24V from the transformer storage for all the connected device. When fully charged, the automatic disconnect from transformer storage and switch to batteries.

## Warranty

Opera audio guarantees each product manufactured by us to be free from defects in materials and workmanship under normal use. Our obligation under this warranty is limited to making good at our factory any part or parts thereof which shall, within 1 year after delivery to the original purchaser, be returned to us with transportation charges prepaid, and which an examination shall disclose to have been thus defective; this warranty being expressly in lieu of all other warranties expressed or implied and of all other obligations or liabilities on our part. This warranty shall not apply to any Opera audio product which shall have been repaired or altered outside of our factory in any way so as to affect its stability, nor which has been subject to misuse, negligence or accident. Warranties of the vacuum tubes are by the respective manufacturers, usually 90 days.

**Please mail or e-mail the Registration Card to the address as follows:**

**The Opera Audio Co., Ltd.**

No.2 Jiuxianqiao Road,  
Chaoyang District, Beijing, China  
Tel: 86 10 59789215  
Fax: 86 10 59789265  
support@opera-consonance.com  
www.opera-consonance.com



### Registration Card

Name
Address
City
State
Zip
Email
Telephone
Model
Serial Number
Purchase Date
Dealer